



WEB TUTORIALS

Merchant Admin



System Setup

THE AVFUEL HUB



Home ▾ Transactions ▾ Lookup ▾ Customer Profiles ▾ Products and Pricing ▾ AVTRIP Promotions ▾ Merchant Account ▾ Help

Selected Account: 2985 - Account Info Account (Switch Account)

- Account Info
- System Setup
- Report Delivery
- Reports
- Change Password

quickLINKS



Transactions



Customer Profiles



Products and Pricing



AVTRIP Promotions



Merchant Account



New Sale



AVTRIP Points



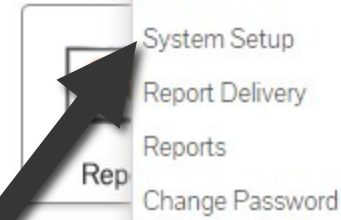

Customer Lookup

To view and edit your merchant account information, select “Merchant Account” from the top navigation bar or the main menu buttons.

System Setup



Home ▾ Transactions ▾ Lookup ▾ Customer Profiles ▾ Products and Pricing ▾ AVTRIP Promotions ▾ Merchant Account ▾ Help



To view and edit the information you collect on a transaction, create custom receipt messages and set automatic batch settlement times, select “System Setup”.

System Setup



AVTRIP

Points awarded per unit of measure

2 per Gallon .5

Your AVTRIP Receipt Message

Avfuel AVTRIP Receipt Message Visit www.avfuel.com for bonus point op

Transaction Details

Initial Receipt No. 5000

Initial Batch No. 1000

Avfuel Hub Transaction Detail Display

- Transaction Type
- Delivery Date
- Receipt No.
- Authorization No.
- Reference No.
- Original Receipt No.
- Customer / Company Name
- Customer / Company Name

Auto Batch Settlement (Optional)

Times displayed in merchant time zone. America/Chicago = UTC -6

Sunday	Monday	Tuesday	Wednesday	Thursday	Friday	Saturday
08	08	08	08	08	08	08

* All batches will be automatically settled at the times specified above. Batches must be settled before 11:00 p.m. CST each day in order to be eligible to receive a qualified rate.

Receipt Information

Merchant Name Merchant Training Account

IATA / ICAO KIXD

Phone Number 866-720-3797

Email Address theavfuelhub@avfuel.com

Website www.theavfuelhub.com

Your Registration No.

Avfuel Receipt Message Find Avfuel Worldwide at www.avfuel.com

Thank you for your business!

System Setup allows you to view and change the transaction and receipt information as well as set up times for auto batch settlement.

AVTRIP

Points awarded per unit of measure

per Gallon

per Liter

Your AVTRIP Receipt Message

Avfuel AVTRIP Receipt Message

Visit www.avfuel.com for bonus point opportunities.

The AVTRIP section allows you to customize your AVTRIP reward and receipt.

Set Up AVTRIP Point Default



The default AVTRIP points are 2 points per gallon and 1 point per liter. To change the awarded points, enter the preferred points in the appropriate box.

AVTRIP

Points awarded per unit of measure

per Gallon

per Liter

Your AVTRIP Receipt Message

Avfuel AVTRIP Receipt Message

Visit www.avfuel.com for bonus point opportunities.

Create AVTRIP Receipt Message



To add a customized message to the AVTRIP receipt, type the message in the box.

AVTRIP

Points awarded per unit of measure

per Gallon per Liter

Your AVTRIP Receipt Message

Avfuel AVTRIP Receipt Message Visit www.avfuel.com for bonus point opportunities.

Save AVTRIP Detail (or continue)



AVTRIP

Points awarded per unit of measure

per Gallon per Liter

Your AVTRIP Receipt Message

Avfuel AVTRIP Receipt Message [Visit www.avfuel.com](http://www.avfuel.com) for bonus point opportunities.

Once the AVTRIP points are set up appropriately, you can scroll down to view and/or change additional system setup information (see next page) or scroll to the bottom and select "Save".



Save

Transaction Detail



Transaction Details

Initial Receipt No.

Initial Batch No. 1000

Avfuel Hub Transaction Detail Display

- Transaction Type
- Delivery Date
- Receipt No.
- Authorization No.
- Reference No.
- Original Receipt No.
- Customer / Company Name
- Customer / Company Name
- Tail No.
- Flight / Leg No.
- Next Destination IATA/ICAO
- AOC
- VAT Registration No.
- Cust. Price Profile

The Transaction Detail section allows you to customize the information you capture in the Transaction Detail portion of a sales transaction.

Set Up Transaction Detail

Transaction Details

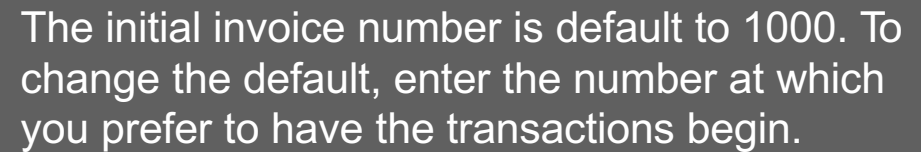


Initial Receipt No.

Initial Batch No. 1000

Avfuel Hub Transaction Detail Display

- Transaction Type
- Delivery Date
- Receipt No.
- Authorization No.
- Reference No.
- Original Receipt No.
- Customer / Company Name
- Customer / Company Name
- Tail No.
- Flight / Leg No.
- Next Destination IATA/ICAO
- AOC
- VAT Registration No.
- Cust. Price Profile



The initial invoice number is default to 1000. To change the default, enter the number at which you prefer to have the transactions begin.

Set Up Transaction Detail

Transaction Details



Initial Receipt No.

Initial Batch No. 1000

Avfuel Hub Transaction Detail Display

- Transaction Type
- Delivery Date
- Receipt No.
- Authorization No.
- Reference No.
- Original Receipt No.
- Customer / Company Name
- Customer / Company Name
- Tail No.
- Flight / Leg No.
- Next Destination IATA/ICAO
- AOC
- VAT Registration No.
- Cust. Price Profile

The WebPOS Transaction Detail Display lists all of the information available that can be captured during a sales transaction. The shaded items are required. Check the other items you would like to have displayed during a transaction.

Save Transaction Detail (or continue)



Transaction Details


Initial Receipt No.

Initial Batch No.
1000

Avfuel Hub Transaction Detail Display

- Transaction Type
- Delivery Date
- Receipt No.
- Authorization No.
- Reference No.
- Original Receipt No.
- Customer / Company Name
- Tail No.
- Flight / Leg No.
- Next Destination IATA/ICAO
- AOC
- VAT Registration No.
- Cust. Price Profile

Once the Transaction Details are set up appropriately, you can scroll down to view and/or change additional system setup information (see next page) or scroll to the bottom and select "Save".




Save

Auto Batch Settlement



Auto Batch Settlement allows you to set a time for the system to automatically settle your batch each day.



Auto Batch Settlement (Optional)

Times displayed in merchant time zone.
America/Chicago - UTC -6

Sunday	Monday	Tuesday	Wednesday	Thursday	Friday	Saturday
08:00 PM ▼	08:00 PM ▼	08:00 PM ▼	08:00 PM ▼	08:00 PM ▼	08:00 PM ▼	08:00 PM ▼

* All batches will be automatically settled at the times specified above. Batches must be settled before 11:00 p.m. CST each day in order to be eligible to receive a qualified rate.

Set Up Auto Batch Settlement



Times displayed in merchant time zone.

America/Chicago = UTC -6

Sunday	Monday	Tuesday	Wednesday	Thursday	Friday	Saturday
08:00 PM ▾	08:00 PM ▾	08:00 PM ▾	08:00 PM ▾	08:00 PM ▾	08:00 PM ▾	08:00 PM ▾

* All batches will be automatically settled at the times specified above. Batches must be settled before 11:00 p.m. CST each day in order to be eligible to receive a qualified rate.

Receipt Information

Merchant Name
Merchant Training Account

IATA / ICAO
KIXD

Phone Number
866-720-3797

Email Address
theavfuelhub@avfuel.com

Website

- 01:00 AM
- 02:00 AM
- 03:00 AM
- 04:00 AM
- 05:00 AM
- 06:00 AM
- 07:00 AM
- 08:00 AM
- 09:00 AM
- 10:00 AM
- 11:00 AM
- 12:00 PM
- 01:00 PM
- 02:00 PM
- 03:00 PM
- 04:00 PM
- 05:00 PM
- 06:00 PM
- 07:00 PM
- 08:00 PM

Select the time of day you wish to have your batches automatically settle. If no time is selected, the batch will not settle until the next day that has a time selected. Transactions will need to be manually settled if a time of day is not chosen.

Note Times are displayed in merchant local time. Batches must be settled before 11:00 p.m. Central Time each day in order to be eligible to receive a qualified rate.

Save Auto Batch Settlement Details (or continue)



Auto Batch Settlement (Optional)

Times displayed in merchant time zone.

America/Chicago - UTC -6

Sunday	Monday	Tuesday	Wednesday	Thursday	Friday	Saturday
08:00 PM ▼	08:00 PM ▼	08:00 PM ▼	08:00 PM ▼	08:00 PM ▼	08:00 PM ▼	08:00 PM ▼

* All batches will be automatically settled at the times specified above. Batches must be settled before 11:00 p.m. CST each day in order to be eligible to receive a qualified rate.

Once the Auto Batch Settlement times are set up appropriately, you can scroll down to view and/or change additional system setup information (see next page) or scroll to the bottom and select "Save" at the bottom of the screen.

Receipt Information



Receipt Information

Receipt Information will allow you to customize receipts to display your merchant contact information as well as a specific message.

Merchant Name Merchant Training Account

IATA / ICAO KIXD

Phone Number

Email Address

Website

Your Registration No.

Avfuel Receipt Message Find Avfuel Worldwide at www.avfuel.com

Your Receipt Message

Set Up Receipt Information



Receipt Information

Type the contact information and receipt message you wish to have displayed on receipts.

Merchant Name Merchant Training Account

IATA / ICAO KIXD

Phone Number 866-720-3797

Email Address theavfuelhub@avfuel.com

Website www.theavfuelhub.com

Your Registration No.

Avfuel Receipt Message Find Avfuel Worldwide at www.avfuel.com

Your Receipt Message

Thank you for your business!

Save Receipt Information



Receipt Information

Merchant Name Merchant Training Account

IATA / ICAO KIXD

Phone Number

Email Address

Website

Your Registration No.

Avfuel Receipt Message Find Avfuel Worldwide at www.avfuel.com

Your Receipt Message

Save

Once updated, you can scroll down to view and/or change additional system setup information (see next page) or scroll to the bottom and select "Save."

Receipt Print Options



Select Receipt Size

My Default Receipt Size Is



Select Receipt Size will allow you to print your receipts via regular letter-size printer paper or via a thermal paper printer.

Select Receipt Print Option



Select Receipt Size

My Default Receipt Size Is

- Letter (8.5 x 11 or A4)
- Thermal (40 character width)**

Select the preferred print option. The Letter print option will require a regular paper printer to be connected to the computer. The Thermal printer option will require a specific thermal printer.

Note If you are interested in printing via the thermal paper printer, please contact theavfuelhub@avfuel.com.

Save Receipt Information



Select Receipt Size

My Default Receipt Size Is

Once updated, you can scroll down to view and/or change additional system setup information (see next page) or scroll to the bottom and select “Save”.



Save

DLA Contracting Party



DLA Contracting Party

Contact Avfuel billing department to coordinate changes.

- No Contract
- Avfuel
- Merchant
- Other



DLA Contracting Party will allow DLA Contracted merchants to select that they are a DLA Contractor. If your location is a US Government AIR Card® DLA contract holder, please select “Merchant”. If your location is not a US Government AIR Card® DLA contract holder, select “N/A”.

DLA Contracting Party



DLA Contracting Party

Contact Avfuel billing department to coordinate changes.

- No Contract
- Avfuel
- Merchant
- Other

Once all the information for this page has been updated and entered, select "Save".




Save

Update Successful



Home ▾ Transactions ▾ Lookup ▾ Customer Profiles ▾ Products and Pricing ▾ AVTRIP Promotions ▾ **Merchant Account ▾** Help

 Update Successful

Selected Account: 2985 - Merchant Training Account (Switch Account)

AVTRIP

Points awarded per unit of measure

A confirmation of the information successfully updated will be displayed at the top of the page.

Your AVTRIP Receipt Message

Avfuel AVTRIP Receipt Message Visit www.avfuel.com for bonus point opportunities.

Transaction Details

Initial Receipt No.